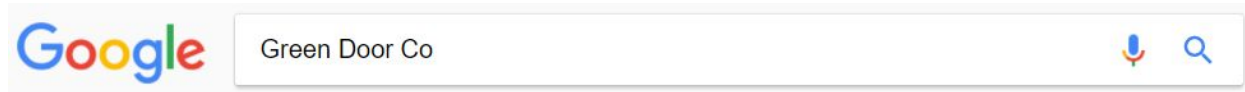
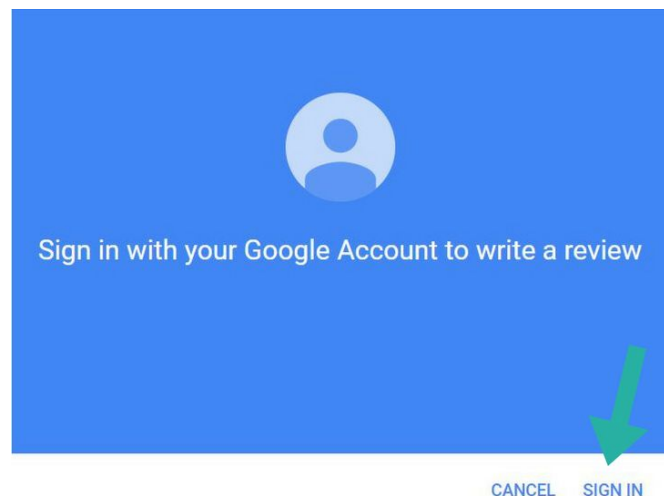
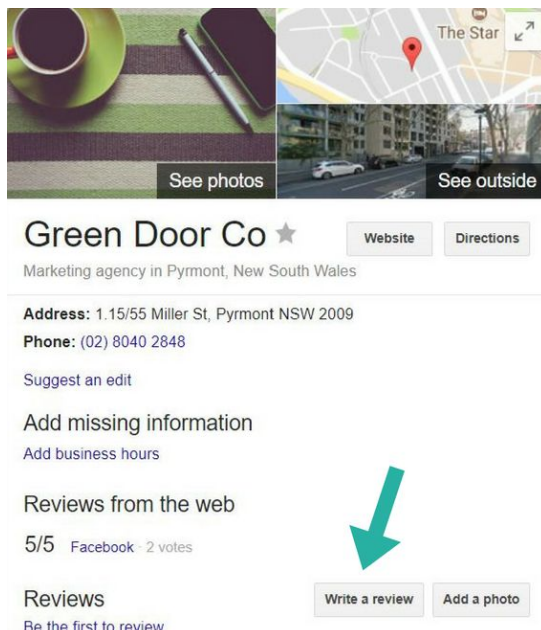


How to post a review on Google

Step 1: Google the name of the business you wish to leave a review for.

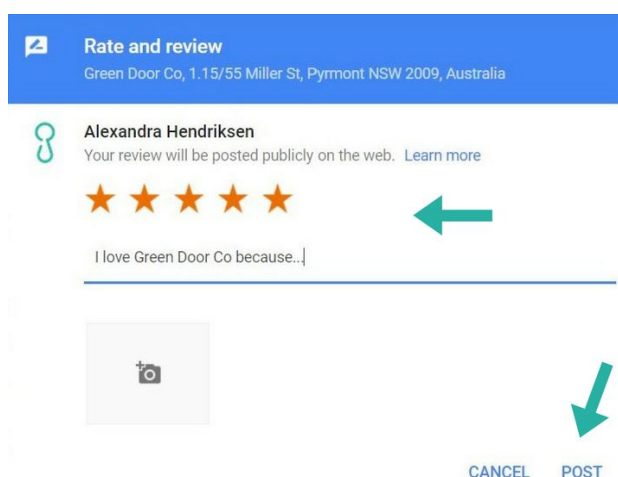


Step 2: You should see results with a 'Google My Business' listing on the right hand side. If you don't, try adding a location to your search, for example 'Green Door Co Sydney'. You then need to click 'write a review' from the business listing.



Step 3: After clicking the 'write a review' button, a new box will pop up and ask you to sign into your Google account, if you aren't already. If you don't have a Google account, you'll need to create one, which is very quick and easy, and done by clicking the 'create account' button.

Step 4: Once you have logged in you will be able to leave your review, by choosing a star rating and writing a review. Then click 'post'.



Thanks so much, we appreciate it! :)

